



Student Name: \_\_\_\_\_ Date: \_\_\_\_\_

### Which Is Which?

Cut apart the **Triangle Cards**. Sort the described triangles into the two categories. Attach the cards in the appropriate column.

30° - 60° - 90° Triangle	45° - 45° - 90° Triangle

### Communicating About Mathematics

Describe the relationship between the short leg and the hypotenuse in a 30° - 60° - 90° triangle.



---

---

---

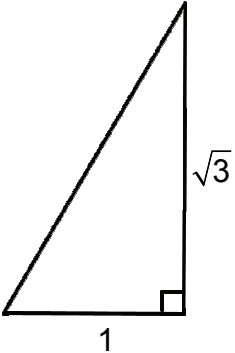
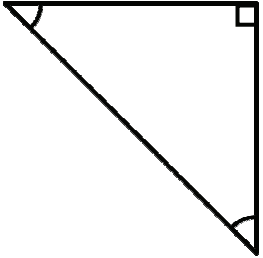
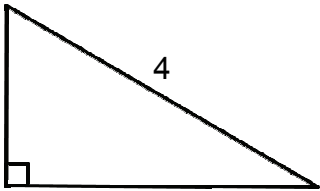
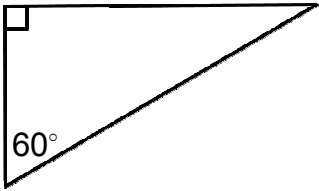
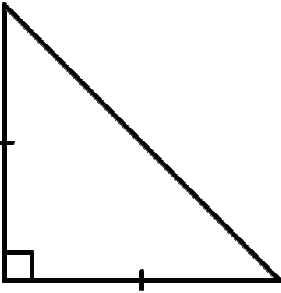
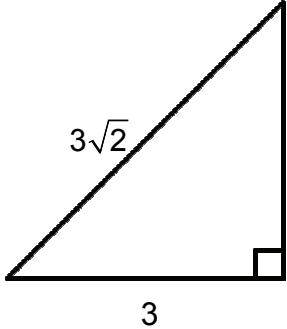
---

---



## Triangle Cards

*Cut along the dotted lines.*

<p>A right triangle with a <math>60^\circ</math> angle</p>		
<p>A square tile cut along the diagonal to form a triangle</p>		
<p>A triangle with side lengths of 4, 4 and <math>4\sqrt{2}</math></p>		
<p>An 18-foot ladder is leaning against a building. The building and the ladder make a <math>30^\circ</math> angle. A triangle is formed by the ground, building and ladder.</p>	<p>A ramp from a platform makes a <math>45^\circ</math> angle with the ground. A triangle is formed by the ground, ramp, and platform.</p>	<p>A triangle with side lengths of 4, <math>4\sqrt{3}</math>, and 8</p>